

Kingbright®

2.5X5mm RECTANGULAR SOLID STATE LAMP

L-173H BRIGHT RED
L-173I HIGH EFFICIENCY RED
L-173E ORANGE

L-173G GREEN
L-173Y YELLOW

Features

- LOW POWER CONSUMPTION.
- I.C. COMPATIBLE.
- ROUNDED END RECTANGULAR SHAPE.
- LONG LIFE-SOLID STATE RELIABILITY.

Description

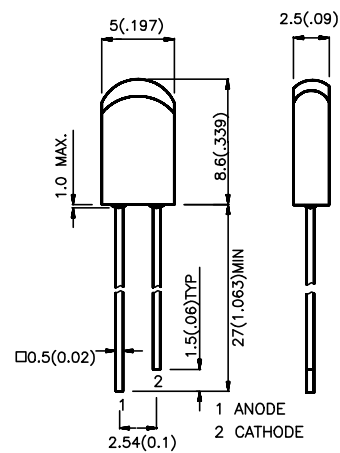
The Bright Red source color devices are made with Gallium Phosphide Red Light Emitting Diode.

The Green source color devices are made with Gallium Phosphide Green Light Emitting Diode.

The High Efficiency Red and Orange source color devices are made with Gallium Arsenide Phosphide on Gallium Phosphide Orange Light Emitting Diode.

The Yellow source color devices are made with Gallium Arsenide Phosphide on Gallium Phosphide Yellow Light Emitting Diode.

Package Dimensions



- Notes:
1. All dimensions are in millimeters (inches).
 2. Tolerance is $\pm 0.25(0.01)$ unless otherwise noted.
 3. Lead spacing is measured where the lead emerge package.
 4. Specifications are subjected to change without notice.

Selection Guide

Part No.	Dice	Lens Type	Iv (mcd) @ 10 mA		Viewing Angle 2θ1/2
			Min.	Max.	
L-173HD	BRIGHT RED (GaP)	RED DIFFUSED	0.8	3	100°
L-173ID	HIGH EFFICIENCY RED (GaAsP/GaP)	RED DIFFUSED	5	12.5	100°
L-173ED	ORANGE (GaAsP/GaP)	ORANGE DIFFUSED	5	12.5	100°
L-173GD	GREEN (GaP)	GREEN DIFFUSED	2	8	100°
L-173YD	YELLOW (GaAsP/GaP)	YELLOW DIFFUSED	2	8	100°

Note:
1. θ 1/2 is the angle from optical centerline where the luminous intensity is 1/2 the optical centerline value.

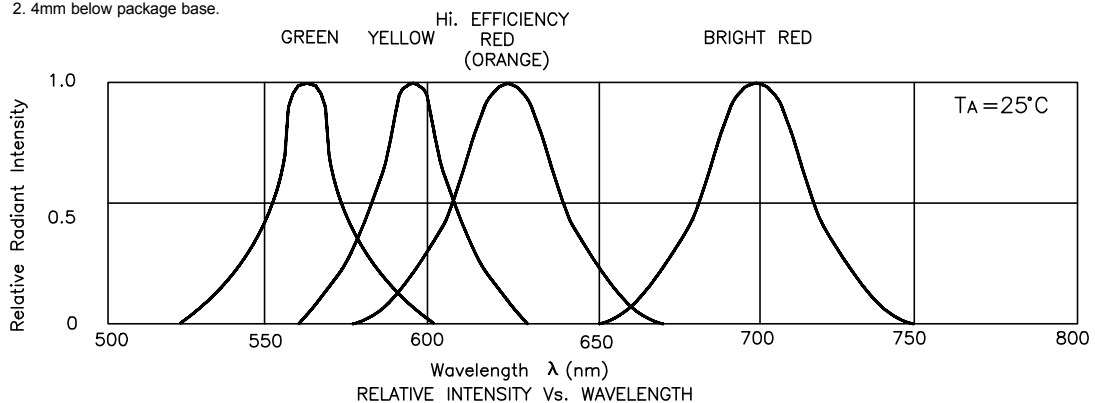
Electrical / Optical Characteristics at T_A=25°C

Symbol	Parameter	Device	Typ.	Max.	Units	Test Conditions
λ_{peak}	Peak Wavelength	Bright Red High Efficiency Red Orange Green Yellow	700 625 625 565 590		nm	IF=20mA
$\Delta\lambda_{1/2}$	Spectral Line Halfwidth	Bright Red High Efficiency Red Orange Green Yellow	45 45 45 30 35		nm	IF=20mA
C	Capacitance	Bright Red High Efficiency Red Orange Green Yellow	40 12 12 45 10		pF	VF=0V;f=1MHz
V _F	Forward Voltage	Bright Red High Efficiency Red Orange Green Yellow	2.0 2.0 2.0 2.2 2.1	2.5 2.5 2.5 2.5 2.5	V	IF=20mA
I _R	Reverse Current	All	10		uA	VR = 5V

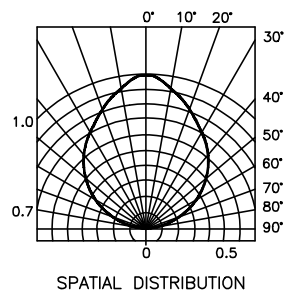
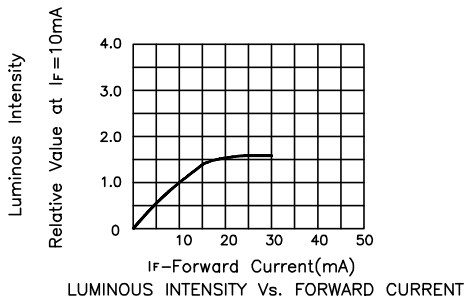
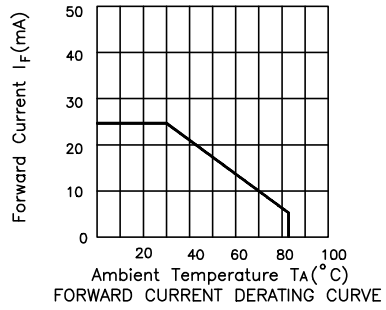
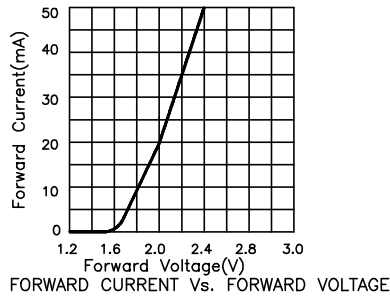
Absolute Maximum Ratings at T_A=25°C

Parameter	Bright Red	High Efficiency Red	Orange	Green	Yellow	Units
Power dissipation	120	105	105	105	105	mW
DC Forward Current	25	30	30	25	30	mA
Peak Forward Current [1]	150	150	150	150	150	mA
Reverse Voltage	5	5	5	5	5	V
Operation/Storage Temperature	-40 °C To +85 °C					
Lead Solder Temperature [2]	260 °C For 5 Seconds					

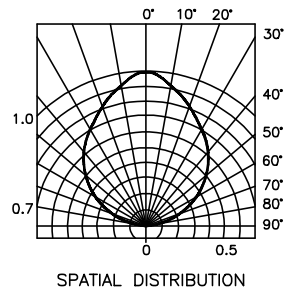
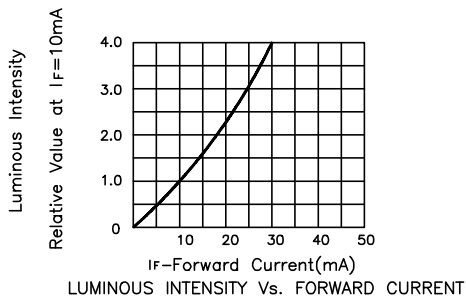
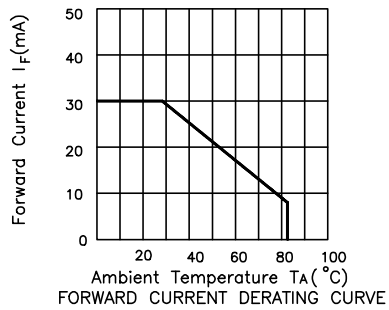
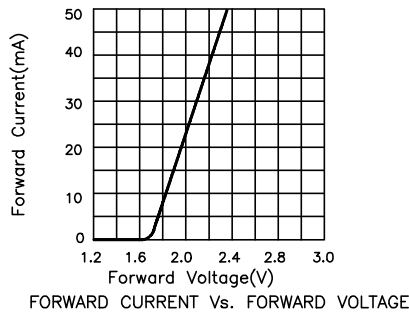
- Notes:
 1. 1/10 Duty Cycle, 0.1ms Pulse Width.
 2. 4mm below package base.



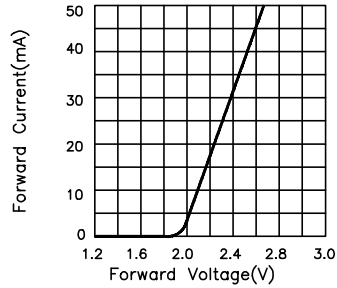
Bright Red L-173HD



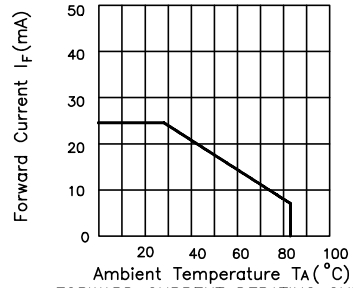
High Efficiency Red L-173ID Orange L-173ED



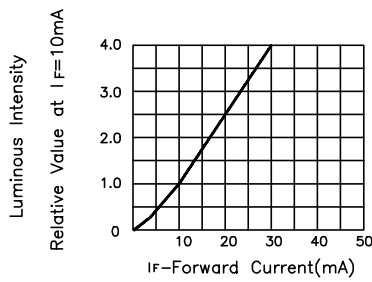
Green L-173GD



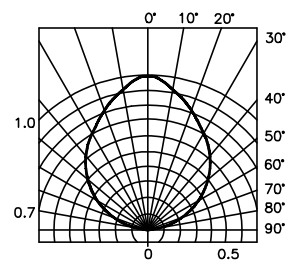
FORWARD CURRENT Vs. FORWARD VOLTAGE



FORWARD CURRENT DERATING CURVE

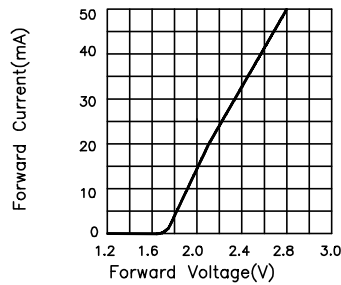


LUMINOUS INTENSITY Vs. FORWARD CURRENT

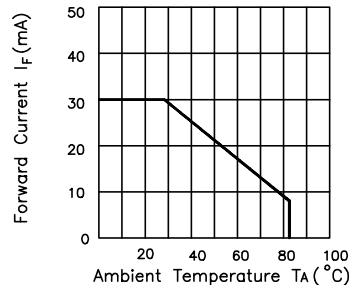


SPATIAL DISTRIBUTION

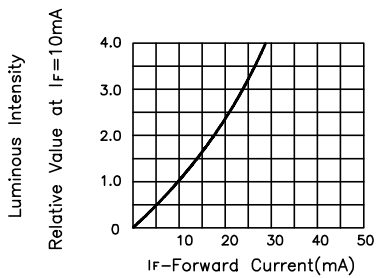
Yellow L-173YD



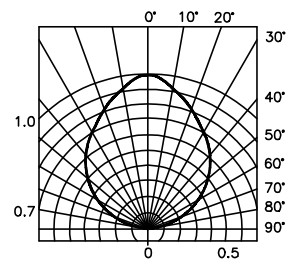
FORWARD CURRENT Vs. FORWARD VOLTAGE



FORWARD CURRENT DERATING CURVE



LUMINOUS INTENSITY Vs. FORWARD CURRENT



SPATIAL DISTRIBUTION