

Kingbright®

10mm SUPER BRIGHT BIG LAMPS

L-813SR SUPER BRIGHT RED

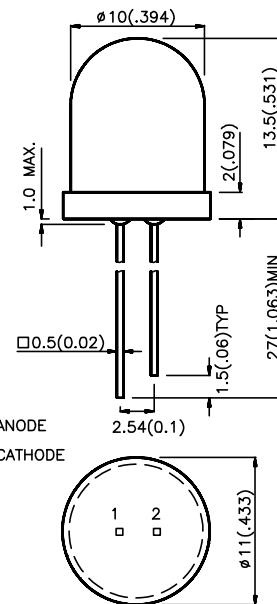
Features

- ULTRA BRIGHTNESS.
- 10mm DIAMETER BIG LAMP.
- WIDE VIEWING ANGLE.
- I.C. COMPATIBLE.
- BOTH DIFFUSED AND WATER CLEAR LENS ARE AVAILABLE.
- RELIABLE AND RUGGED.
- LONG LIFE - SOLID STATE RELIABILITY.

Description

The Super Bright Red source color devices are made with Gallium Aluminum Arsenide Red Light Emitting Diode .

Package Dimensions



1 ANODE
2 CATHODE

- Notes:
1. All dimensions are in millimeters (inches).
 2. Tolerance is $\pm 0.25(0.01)$ unless otherwise noted.
 3. Lead spacing is measured where the lead emerge package.
 4. Specifications are subjected to change without notice.

Selection Guide

Part No.	Dice	Lens Type	Iv (mcd) @ 20 mA		Viewing Angle
			Min.	Max.	$2\theta_{1/2}$
L-813SRC-B	SUPER BRIGHT RED (GaAlAs)	WATER CLEAR	500	1000	40°
L-813SRC-C			1000	1600	40°
L-813SRC-D			1600	2000	40°
L-813SRC-E			2000	3000	40°
L-813SRC-F			3000	4500	40°
L-813SRD-B			RED DIFFUSED	120	200
L-813SRD-C		200		350	60°
L-813SRD-D		350		450	60°
L-813SRD-E		450		550	60°
L-813SRD-F		550		650	60°
L-813SRD-G		650		800	60°
L-813SRD-H		800	1300	60°	

Note:
1. $\theta_{1/2}$ is the angle from optical centerline where the luminous intensity is 1/2 the optical centerline value.

Electrical / Optical Characteristics at $T_A=25^\circ\text{C}$

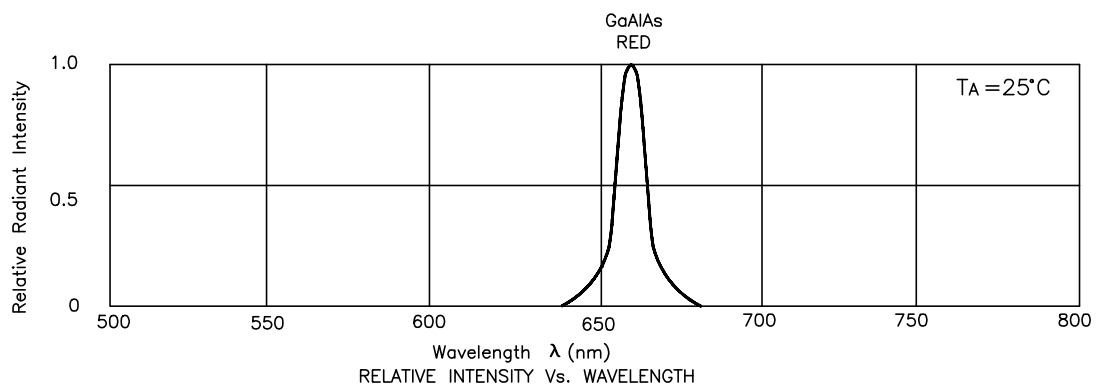
Symbol	Parameter	Device	Typ.	Max.	Units	Test Conditions
λ_{peak}	Peak Wavelength	Super Bright Red	660		nm	IF=20mA
$\Delta\lambda_{1/2}$	Spectral Line Halfwidth	Super Bright Red	20		nm	IF=20mA
C	Capacitance	Super Bright Red	95		pF	VF=0V;f=1MHz
V_F	Forward Voltage	Super Bright Red	1.85	2.5	V	IF=20mA
I_R	Reverse Current	Super Bright Red	10		μA	VR = 5V

Absolute Maximum Ratings at $T_A=25^\circ\text{C}$

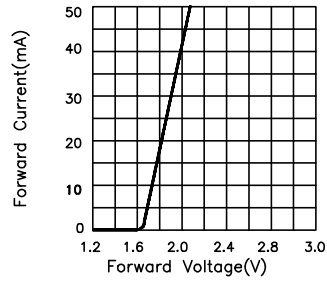
Parameter	Super Bright Red	Units
Power dissipation	100	mW
DC Forward Current	30	mA
Peak Forward Current [1]	150	mA
Reverse Voltage	5	V
Operation/Storage Temperature	-40° C To +85 ° C	
Lead Solder Temperature [2]	260 ° C For 5 Seconds	

Notes:

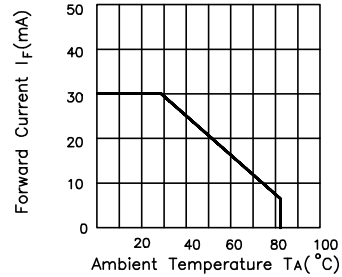
- 1/10 Duty Cycle, 0.1ms Pulse Width.
2. 4mm below package base.



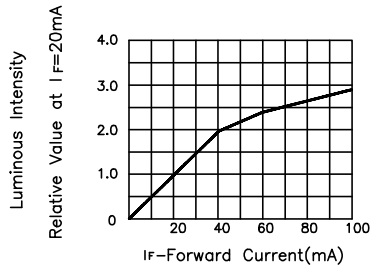
Super Bright Red L-813SRC / L-813SRD



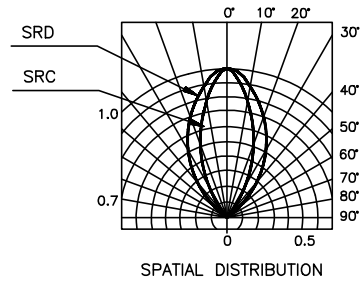
FORWARD CURRENT Vs. FORWARD VOLTAGE



FORWARD CURRENT DERATING CURVE



LUMINOUS INTENSITY Vs. FORWARD CURRENT



SPATIAL DISTRIBUTION

This datasheet has been downloaded from:

www.DatasheetCatalog.com

Datasheets for electronic components.