



	<b>DIN EN 61558-2-6</b>	<b>VDE</b>	108268
	<b>DIN EN 60 335-1</b>	<b>VDE</b>	102961/84814
	<b>UL 5085-3</b>	<b>UL</b>	on request
	<b>UL 5085-1</b>	<b>UL</b>	on request
	<b>C22.2</b>	<b>CSA</b>	1486889



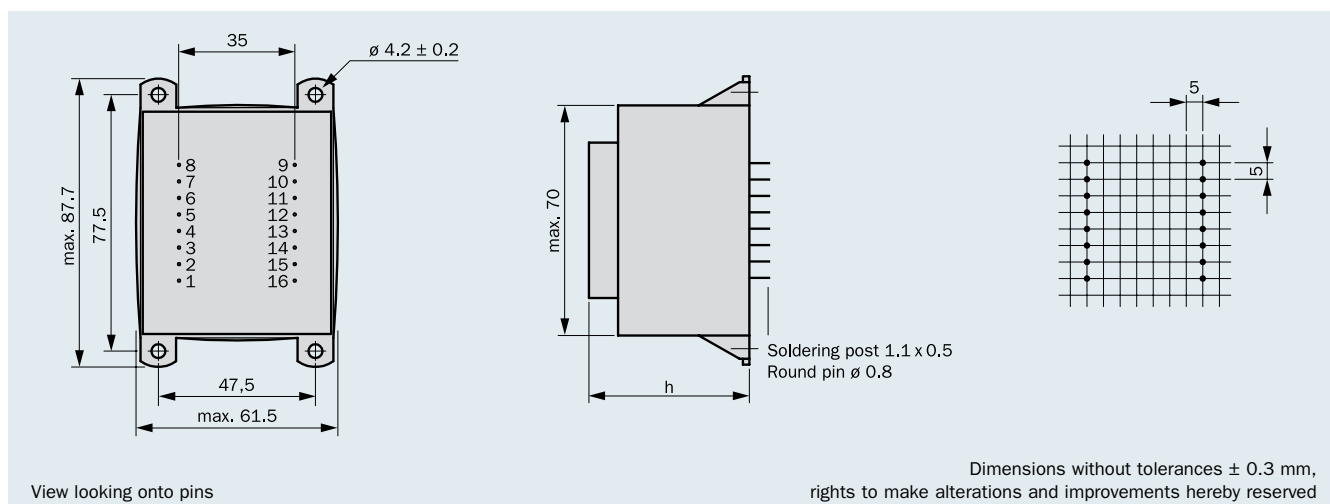
- according to REACH regulation  
- according to RoHs regulation

- Output Power up to 50.0 VA
- Non short-circuit-proof at temperature class ta 70 °C/B
- Standard type cast housing “KK”
- Excellent temperature fluctuation resistance properties
- High electrical safety and long service-life features
- High voltage resistance
- Self-extinguishing cast housing and sealing material
- Per item tested quality with certificate

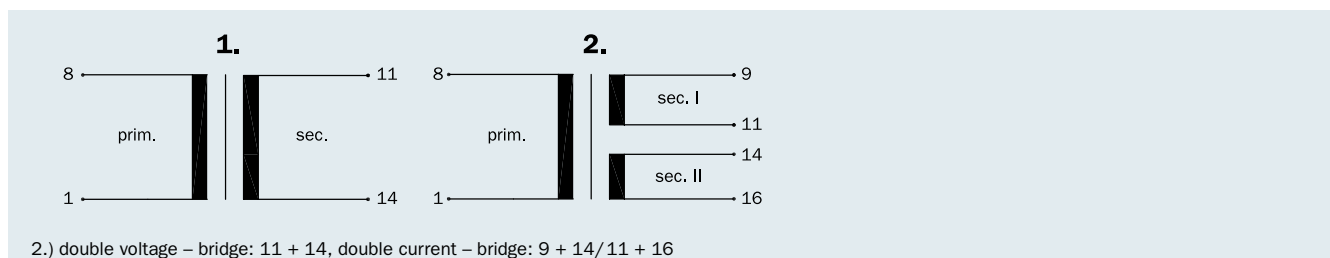
Protection extern secondary by:

- Micro fuse according to IEC 127 or
- PTC resistance

**Connecting pins** type cast housing “KK” with 4 fixing straps



**Connection scheme** (present only connected pins)



Frame size/Core height	Output Power ta 70 °C/B	Height (h)	Weight	Packaging unit
BV EI 660 .... /12.0 mm	17.0 VA	38.5 ± 0.5 mm	0.500 kg	16 pieces
BV EI 661 .... /18.0 mm	25.0 VA	44.5 ± 0.5 mm	0.700 kg	16 pieces
BV EI 662 .... /23.0 mm	33.0 VA	48.5 ± 0.5 mm	0.800 kg	16 pieces
BV EI 663 .... /30.0 mm	44.0 VA	55.8 ± 0.5 mm	0.950 kg	16 pieces
BV EI 664 .... /34.8 mm	47.0 VA	60.2 ± 0.5 mm	1.000 kg	16 pieces
BV EI 665 .... /40.0 mm	50.0 VA	66.5 ± 0.5 mm	1.200 kg	16 pieces

## 17.0 VA ta 70°C/B

Frame size/Core height  
BV EI 660..../  
12.0 mm

non short-circuit-proof



Order No.	Primary voltage V	Connecting pins prim.	Secondary voltage V	Current sec. mA	Connecting pins sec.	No-load voltage V	Connection scheme
BV EI 660 1060	230	1-8	1 x 6	2833	11-14	1 x 7.4	1
BV EI 660 1061	230	1-8	2 x 6	1417	9-11/14-16	2 x 7.7	2
BV EI 660 1062	230	1-8	1 x 7.5	2267	11-14	1 x 9.1	1
BV EI 660 1063	230	1-8	2 x 7.5	1133	9-11/14-16	2 x 9.1	2
BV EI 660 1064	230	1-8	1 x 9	1889	11-14	1 x 10.8	1
BV EI 660 1065	230	1-8	2 x 9	944	9-11/14-16	2 x 10.8	2
BV EI 660 1066	230	1-8	1 x 12	1417	11-14	1 x 14.4	1
BV EI 660 1067	230	1-8	2 x 12	708	9-11/14-16	2 x 14.2	2
BV EI 660 1068	230	1-8	1 x 15	1133	11-14	1 x 18.0	1
BV EI 660 1069	230	1-8	2 x 15	567	9-11/14-16	2 x 17.8	2
BV EI 660 1070	230	1-8	1 x 18	944	11-14	1 x 21.0	1
BV EI 660 1071	230	1-8	2 x 18	472	9-11/14-16	2 x 21.7	2
BV EI 660 1072	230	1-8	1 x 24	708	11-14	1 x 28.0	1

## 25.0 VA ta 70°C/B

Frame size/Core height  
BV EI 661..../  
18.0 mm

non short-circuit-proof



Order No.	Primary voltage V	Connecting pins prim.	Secondary voltage V	Current sec. mA	Connecting pins sec.	No-load voltage V	Connection scheme
BV EI 661 1073	230	1-8	1 x 6	4167	11-14	1 x 7.3	1
BV EI 661 1074	230	1-8	2 x 6	2083	9-11/14-16	2 x 7.3	2
BV EI 661 1075	230	1-8	1 x 7.5	3333	11-14	1 x 9.0	1
BV EI 661 1076	230	1-8	2 x 7.5	1667	9-11/14-16	2 x 9.0	2
BV EI 661 1077	230	1-8	1 x 9	2778	11-14	1 x 10.9	1
BV EI 661 1078	230	1-8	2 x 9	1389	9-11/14-16	2 x 10.6	2
BV EI 661 1079	230	1-8	1 x 12	2083	11-14	1 x 13.9	1
BV EI 661 1080	230	1-8	2 x 12	1042	9-11/14-16	2 x 13.9	2
BV EI 661 1081	230	1-8	1 x 15	1667	11-14	1 x 17.4	1
BV EI 661 1082	230	1-8	2 x 15	833	9-11/14-16	2 x 17.4	2
BV EI 661 1083	230	1-8	1 x 18	1389	11-14	1 x 20.9	1
BV EI 661 1084	230	1-8	2 x 18	694	9-11/14-16	2 x 20.5	2
BV EI 661 1085	230	1-8	1 x 24	1042	11-14	1 x 27.9	1

## 33.0 VA ta 70°C/B

Frame size/Core height  
BV EI 662..../  
23.0 mm

non short-circuit-proof



Order No.	Primary voltage V	Connecting pins prim.	Secondary voltage V	Current sec. mA	Connecting pins sec.	No-load voltage V	Connection scheme
BV EI 662 1086	230	1-8	1 x 6	5500	11-14	1 x 7.0	1
BV EI 662 1087	230	1-8	2 x 6	2750	9-11/14-16	2 x 7.0	2
BV EI 662 1088	230	1-8	1 x 7.5	4400	11-14	1 x 8.5	1
BV EI 662 1089	230	1-8	2 x 7.5	2200	9-11/14-16	2 x 8.5	2
BV EI 662 1090	230	1-8	1 x 9	3667	11-14	1 x 10.3	1
BV EI 662 1091	230	1-8	2 x 9	1833	9-11/14-16	2 x 10.3	2
BV EI 662 1092	230	1-8	1 x 12	2750	11-14	1 x 14.0	1
BV EI 662 1093	230	1-8	2 x 12	1375	9-11/14-16	2 x 14.0	2
BV EI 662 1094	230	1-8	1 x 15	2200	11-14	1 x 16.9	1
BV EI 662 1095	230	1-8	2 x 15	1100	9-11/14-16	2 x 16.9	2
BV EI 662 1096	230	1-8	1 x 18	1833	11-14	1 x 20.1	1
BV EI 662 1097	230	1-8	2 x 18	917	9-11/14-16	2 x 20.1	2
BV EI 662 1098	230	1-8	1 x 24	1375	11-14	1 x 26.8	1

## 44.0 VA ta 70 °C/B

Frame size/Core height  
**BV EI 663.... /  
30.0 mm**

non short-  
circuit-proof



Order No.	Primary voltage V	Connecting pins prim.	Secondary voltage V	Current sec. mA	Connecting pins sec.	No-load voltage V	Connection scheme
BV EI 663 1099	230	1-8	1 x 6	7333	11-14	1 x 6.8	1
BV EI 663 1100	230	1-8	2 x 6	3667	9-11/14-16	2 x 6.8	2
BV EI 663 1101	230	1-8	1 x 7.5	5867	11-14	1 x 8.8	1
BV EI 663 1102	230	1-8	2 x 7.5	2933	9-11/14-16	2 x 8.6	2
BV EI 663 1103	230	1-8	1 x 9	4889	11-14	1 x 10.5	1
BV EI 663 1104	230	1-8	2 x 9	2444	9-11/14-16	2 x 10.3	2
BV EI 663 1105	230	1-8	1 x 12	3667	11-14	1 x 13.7	1
BV EI 663 1106	230	1-8	2 x 12	1833	9-11/14-16	2 x 13.7	2
BV EI 663 1107	230	1-8	1 x 15	2933	11-14	1 x 17.2	1
BV EI 663 1108	230	1-8	2 x 15	1467	9-11/14-16	2 x 17.2	2
BV EI 663 1109	230	1-8	1 x 18	2444	11-14	1 x 20.2	1
BV EI 663 1110	230	1-8	2 x 18	1222	9-11/14-16	2 x 20.2	2
BV EI 663 1111	230	1-8	1 x 24	1833	11-14	1 x 26.9	1

## 47.0 VA ta 70 °C/B

Frame size/Core height  
**BV EI 664.... /  
34.8 mm**

non short-  
circuit-proof



Order No.	Primary voltage V	Connecting pins prim.	Secondary voltage V	Current sec. mA	Connecting pins sec.	No-load voltage V	Connection scheme
BV EI 664 1112	230	1-8	1 x 6	7833	11-14	1 x 7.3	1
BV EI 664 1113	230	1-8	2 x 6	3917	9-11/14-16	2 x 7.1	2
BV EI 664 1114	230	1-8	1 x 7.5	6267	11-14	1 x 8.6	1
BV EI 664 1115	230	1-8	2 x 7.5	3133	9-11/14-16	2 x 8.6	2
BV EI 664 1116	230	1-8	1 x 9	5222	11-14	1 x 10.1	1
BV EI 664 1117	230	1-8	2 x 9	2611	9-11/14-16	2 x 10.1	2
BV EI 664 1118	230	1-8	1 x 12	3917	11-14	1 x 13.4	1
BV EI 664 1119	230	1-8	2 x 12	1960	9-11/14-16	2 x 13.4	2
BV EI 664 1120	230	1-8	1 x 15	3133	11-14	1 x 16.4	1
BV EI 664 1121	230	1-8	2 x 15	1570	9-11/14-16	2 x 16.4	2
BV EI 664 1122	230	1-8	1 x 18	2610	11-14	1 x 19.7	1
BV EI 664 1123	230	1-8	2 x 18	1306	9-11/14-16	2 x 19.7	2
BV EI 664 1124	230	1-8	1 x 24	1958	11-14	1 x 26.3	1

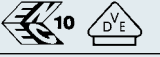
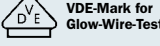



## 50.0 VA ta 70 °C/B

Frame size/Core height  
**BV EI 665.... /  
40.0 mm**

non short-  
circuit-proof



Order No.	Primary voltage V	Connecting pins prim.	Secondary voltage V	Current sec. mA	Connecting pins sec.	No-load voltage V	Connection scheme
BV EI 665 1125	230	1-8	1 x 6	8333	11-14	1 x 6.9	1
BV EI 665 1126	230	1-8	2 x 6	4167	9-11/14-16	2 x 6.7	2
BV EI 665 1127	230	1-8	1 x 7.5	6667	11-14	1 x 8.5	1
BV EI 665 1128	230	1-8	2 x 7.5	3333	9-11/14-16	2 x 8.5	2
BV EI 665 1129	230	1-8	1 x 9	5556	11-14	1 x 10.0	1
BV EI 665 1130	230	1-8	2 x 9	2778	9-11/14-16	2 x 10.0	2
BV EI 665 1131	230	1-8	1 x 12	4167	11-14	1 x 13.0	1
BV EI 665 1132	230	1-8	2 x 12	2083	9-11/14-16	2 x 13.0	2
BV EI 665 1133	230	1-8	1 x 15	3333	11-14	1 x 16.4	1
BV EI 665 1134	230	1-8	2 x 15	1667	9-11/14-16	2 x 16.4	2
BV EI 665 1135	230	1-8	1 x 18	2778	11-14	1 x 19.7	1
BV EI 665 1136	230	1-8	2 x 18	1388	9-11/14-16	2 x 19.7	2
BV EI 665 1137	230	1-8	1 x 24	2083	11-14	1 x 26.1	1

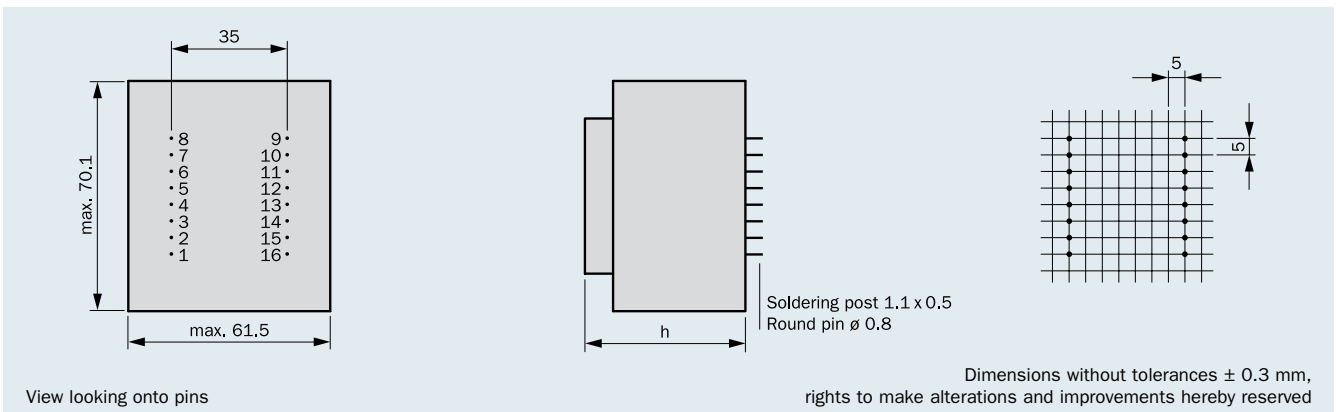
	<b>DIN EN 61558-2-6</b>	<b>VDE</b>	on request
	<b>DIN EN 60 335-1</b>	<b>VDE</b>	on request
	<b>UL 5085-3</b>	<b>UL</b>	on request
	<b>UL 5085-1</b>	<b>UL</b>	on request
	<b>C22.2</b>	<b>CSA</b>	on request

## Individual version!

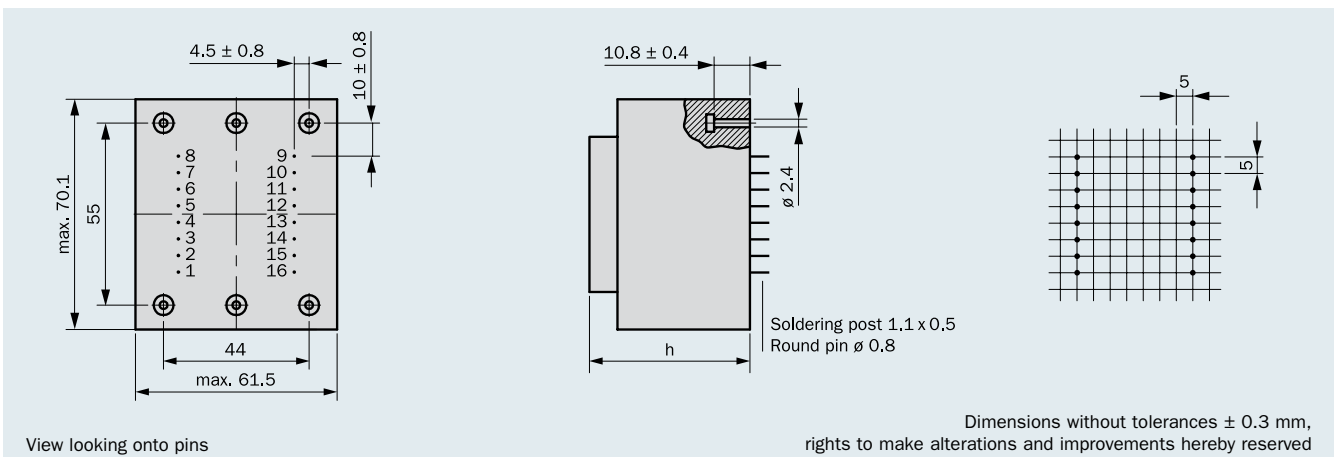
Parallel to the cataloged EI 66 series transformers, HAHN also produces other variants, e.g. with integrated thermo fuse or thermo switch, other housing-, fixing- and connective options as well as non-encapsulated transformers.

- according to REACH regulation
- according to RoHS regulation

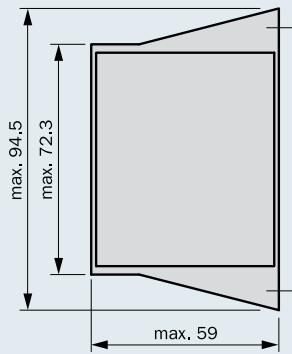
### Type cast housing "0"



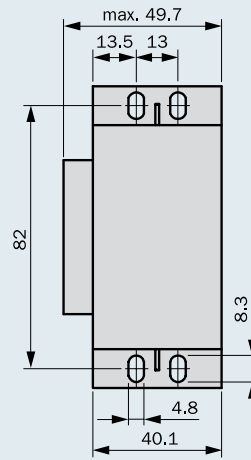
### Type cast housing "0" with fixing band



## Type cast housing "SV" for upright mounting



View looking onto pins



Dimensions without tolerances  $\pm 0.3$  mm,  
rights to make alterations and improvements hereby reserved