



EU



Pushbutton, NP6



1. General Information

Electric ratings: AC50/60Hz, AC230V/DC220V;
 Degree of protection: IP40
 Standard: IEC/EN60947-5-1

2. Working & Mounting Conditions

- 2.1 Ambient temperature is $-5^{\circ}\text{C} \sim +40^{\circ}\text{C}$, the average temperature during 24 hours couldn't exceed $+35^{\circ}\text{C}$.
- 2.2 Altitude: $\leq 2000\text{m}$.
- 2.3 Atmosphere condition: Relative humidity of the atmosphere couldn't exceed 50% when the highest temperature is $+40^{\circ}\text{C}$; much higher relative humidity is allowable under the condition of lower temperature, for example, when the temperature reaches $+20^{\circ}\text{C}$, the relative humidity is up to 90%. As for dews, which contingently appear due to change of temperature, special steps should be taken.
- 2.4 Pollution degree: 3
- 2.5 Overvoltage category: II

3. Technical Data

Rated insulated voltage U_i : 250V
 Conventional heating current I_{th} : 3A

Rated operational voltage U_e (V)		24	110	220
Rated operational current I_e (A)	AC-15	-	0.7	0.5
	DC-13	0.7	-	0.1

4. Data of lamps of illuminated button

Rated operational voltage (V)	6	12	24
Rated operational current (mA)	≤ 20	≤ 20	≤ 20
Color:	● ● ● ● ○		
Life (h):	≥ 30000		

4.1 Contact



Contact resistance: $\leq 50\text{m}\Omega$



4.2 Durability

Electric life (operation circles) Instantaneous button: AC: 500×10^3 , DC: 250×10^3 Selector switch: 100×10^3
 Mechanical life (operation circles) Instantaneous button: 1×10^6 Selector switch: 100×10^3



.43.



★ Momentary Flush Pushbutton-(Non illuminated)


NP6-□□ B/ □ J	Model	Color	⌋
 	NP6-11B/1J	○	1
	NP6-11B/2J	●	1
	NP6-11B/3J	●	1
	NP6-11B/4J	●	1
	NP6-11B/5J	●	1
	NP6-11B/6J	●	1
	NP6-11B/7J	●	1
	NP6-22B/1J	○	2
	NP6-22B/2J	●	2
	NP6-22B/3J	●	2
	NP6-22B/4J	●	2
	NP6-22B/5J	●	2
	NP6-22B/6J	●	2
	NP6-22B/7J	●	2


NP6-□□ B/ □ Y	Model	Color	⌋
 	NP6-11B/1Y	○	1
	NP6-11B/2Y	●	1
	NP6-11B/3Y	●	1
	NP6-11B/4Y	●	1
	NP6-11B/5Y	●	1
	NP6-11B/6Y	●	1
	NP6-11B/7Y	●	1
	NP6-22B/1Y	○	2
	NP6-22B/2Y	●	2
	NP6-22B/3Y	●	2
	NP6-22B/4Y	●	2
	NP6-22B/5Y	●	2
	NP6-22B/6Y	●	2
	NP6-22B/7Y	●	2

★ Momentary Flush Pushbutton-(Non illuminated)(Maintained)

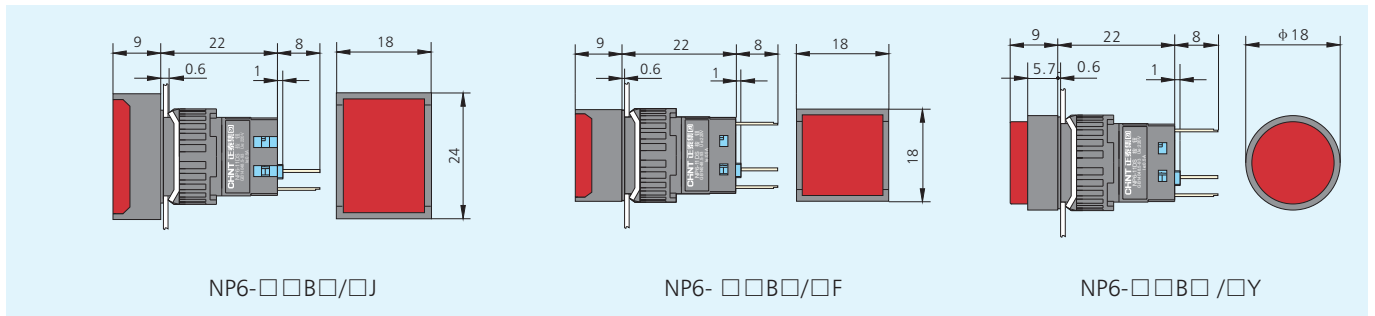
NP6-□□ B/ □ F	Model	Color	⌋
 	NP6-11B/1F	○	1
	NP6-11B/2F	●	1
	NP6-11B/3F	●	1
	NP6-11B/4F	●	1
	NP6-11B/5F	●	1
	NP6-11B/6F	●	1
	NP6-11B/7F	●	1
	NP6-22B/1F	○	2
	NP6-22B/2F	●	2
	NP6-22B/3F	●	2
	NP6-22B/4F	●	2
	NP6-22B/5F	●	2
	NP6-22B/6F	●	2
	NP6-22B/7F	●	2

NP6-□□ BS/ □ J	Model	Color	⌋
 	NP6-11BS/1J	○	1
	NP6-11BS/2J	●	1
	NP6-11BS/3J	●	1
	NP6-11BS/4J	●	1
	NP6-11BS/5J	●	1
	NP6-11BS/6J	●	1
	NP6-11BS/7J	●	1
	NP6-22BS/1J	○	2
	NP6-22BS/2J	●	2
	NP6-22BS/3J	●	2
	NP6-22BS/4J	●	2
	NP6-22BS/5J	●	2
	NP6-22BS/6J	●	2
	NP6-22BS/7J	●	2


NP6-□□ BS/□ F	Model	Color	⏏
	NP6-11BS/1F	○	1
	NP6-11BS/2F	●	1
	NP6-11BS/3F	●	1
	NP6-11BS/4F	●	1
	NP6-11BS/5F	●	1
	NP6-11BS/6F	●	1
	NP6-11BS/7F	●	1
	NP6-22BS/1F	○	2
	NP6-22BS/2F	●	2
	NP6-22BS/3F	●	2
	NP6-22BS/4F	●	2
	NP6-22BS/5F	●	2
	NP6-22BS/6F	●	2
	NP6-22BS/7F	●	2

NP6-□□ BS/□ Y	Model	Color	⏏
	NP6-11BS/1Y	○	1
	NP6-11BS/2Y	●	1
	NP6-11BS/3Y	●	1
	NP6-11BS/4Y	●	1
	NP6-11BS/5Y	●	1
	NP6-11BS/6Y	●	1
	NP6-11BS/7Y	●	1
	NP6-22BS/1Y	○	2
	NP6-22BS/2Y	●	2
	NP6-22BS/3Y	●	2
	NP6-22BS/4Y	●	2
	NP6-22BS/5Y	●	2
	NP6-22BS/6Y	●	2
	NP6-22BS/7Y	●	2

Dimensions (mm)




★ Momentary Flush Pushbutton-(Illuminated) (AC 6V,12V,24V)


NP6-□□ D/□ J	Model	Color	⏏
	NP6-11D/1J	○	1
	NP6-11D/3J	●	1
	NP6-11D/4J	●	1
	NP6-11D/5J	●	1
	NP6-11D/6J	●	1
	NP6-11D/7J	●	1
	NP6-22D/1J	○	2
	NP6-22D/3J	●	2
	NP6-22D/4J	●	2
	NP6-22D/5J	●	2
	NP6-22D/6J	●	2
	NP6-22D/7J	●	2


Rectangle 5PINS


★ Momentary Flush Pushbutton-(Illuminated) (AC 6V,12V,24V , Maintained)

NP6-□□ DS/□ J	Model	Color	⏏
	NP6-11DS/1J	○	1
	NP6-11DS/3J	●	1
	NP6-11DS/4J	●	1
	NP6-11DS/5J	●	1
	NP6-11DS/6J	●	1
	NP6-11DS/7J	●	1
	NP6-22DS/1J	○	2
	NP6-22DS/3J	●	2
	NP6-22DS/4J	●	2
	NP6-22DS/5J	●	2
	NP6-22DS/6J	●	2
	NP6-22DS/7J	●	2


Rectangle 5PINS

NP6-□□ D/ □ F	Model	Color	┌
	NP6-11D/1F	○	1
	NP6-11D/3F	●	1
	NP6-11D/4F	●	1
	NP6-11D/5F	●	1
	NP6-11D/6F	●	1
	NP6-11D/7F	●	1
	NP6-22D/1F	○	2
	NP6-22D/3F	●	2
	NP6-22D/4F	●	2
	NP6-22D/5F	●	2
	NP6-22D/6F	●	2
	NP6-22D/7F	●	2

NP6-□□ DS/ □ F	Model	Color	┌
	NP6-11DS/1F	○	1
	NP6-11DS/3F	●	1
	NP6-11DS/4F	●	1
	NP6-11DS/5F	●	1
	NP6-11DS/6F	●	1
	NP6-11DS/7F	●	1
	NP6-22DS/1F	○	2
	NP6-22DS/3F	●	2
	NP6-22DS/4F	●	2
	NP6-22DS/5F	●	2
	NP6-22DS/6F	●	2
	NP6-22DS/7F	●	2

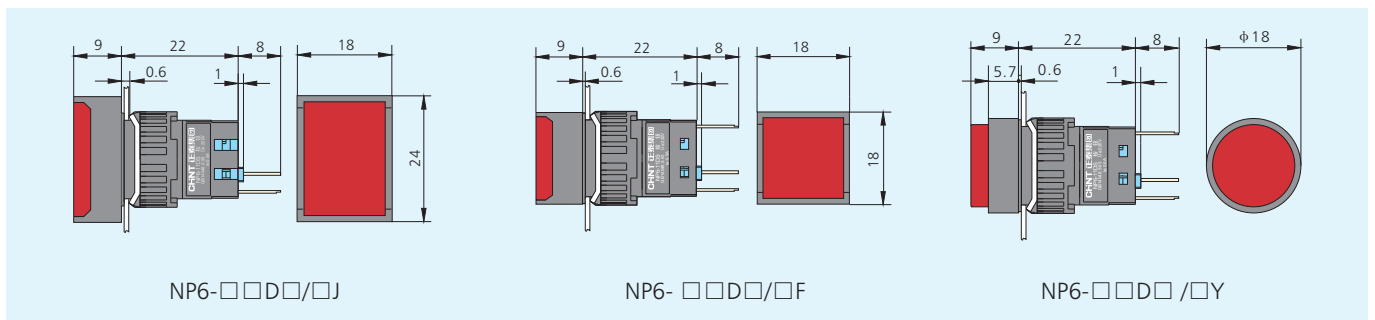
NP6-□□ D/ □ Y	Model	Color	┌
	NP6-11D/1Y	○	1
	NP6-11D/3Y	●	1
	NP6-11D/4Y	●	1
	NP6-11D/5Y	●	1
	NP6-11D/6Y	●	1
	NP6-11D/7Y	●	1
	NP6-22D/1Y	○	2
	NP6-22D/3Y	●	2
	NP6-22D/4Y	●	2
	NP6-22D/5Y	●	2
	NP6-22D/6Y	●	2
	NP6-22D/7Y	●	2

Round 5PINS


NP6-□□ DS/ □ Y	Model	Color	┌
	NP6-11DS/1F	○	1
	NP6-11DS/3F	●	1
	NP6-11DS/4F	●	1
	NP6-11DS/5F	●	1
	NP6-11DS/6F	●	1
	NP6-11DS/7F	●	1
	NP6-22DS/1F	○	2
	NP6-22DS/3F	●	2
	NP6-22DS/4F	●	2
	NP6-22DS/5F	●	2
	NP6-22DS/6F	●	2
	NP6-22DS/7F	●	2

Round 5PINS


Dimensions (mm)





★ Mushroom head Pushbutton(Non illuminated)

NP6-□□ D/ □ J	Model	Color	⌋
	NP6-11J/3	●	1
	NP6-11J/4	●	1
	NP6-11J/5	●	1
	NP6-22J/3	●	2
	NP6-22J/4	●	2
	NP6-22J/5	●	2




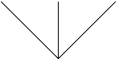
★ Mushroom head Pushbutton-(Non illuminated)-(Maintained)

NP6-□□ Z/4	Model	Color	⌋
	NP6-11ZS/4	●	1
	NP6-22ZS/4	●	2

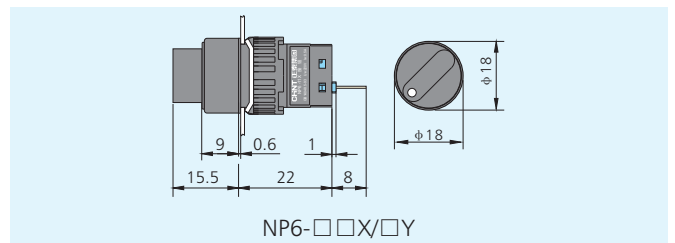
★ Indicator

NP6-XD/ □□	Model	Color	Voltage
 rectangle	NP6-XD/1J	○	DC 6V, DC 12V, DC 24V
	NP6-XD/3J	●	
	NP6-XD/4J	●	
	NP6-XD/5J	●	
	NP6-XD/6J	●	
	NP6-XD/7J	●	
	NP6-XD/1F	○	
NP6-XD/3F	●		
NP6-XD/4F	●		
NP6-XD/5F	●		
NP6-XD/6F	●		
NP6-XD/7F	●		
 square	NP6-XD/1Y	○	DC 6V, DC 12V, DC 24V
	NP6-XD/3Y	●	
	NP6-XD/4Y	●	
	NP6-XD/5Y	●	
	NP6-XD/6Y	●	
	NP6-XD/7Y	●	




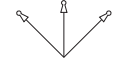
★ Selector Switches (Non illuminated)

NP6-□□ X/ □ Y	Model	Selector Switches	⌋
	NP6-11X/2Y		1
	NP6-22X/2Y		2
	NP6-22X/3Y		2

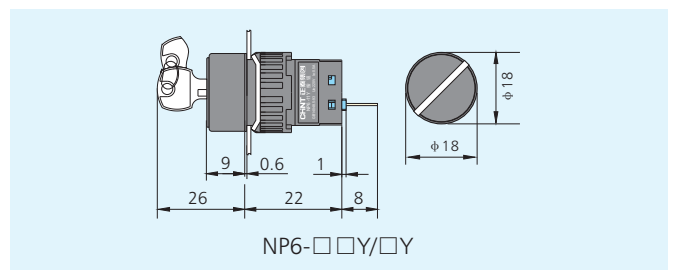
Dimensions (mm)






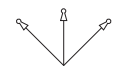
★ Selector Switches With Key(Non illuminated)

NP6-□□ Y/ □ Y	Model	Selector Switches	⌋
	NP6-11Y/2Y		1
	NP6-22Y/2Y		2
	NP6-22Y/3Y		2

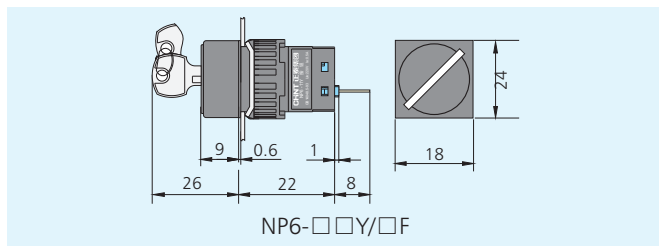
Dimensions (mm)






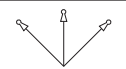
★ Selector Switches With Key(Non illuminated)

NP6-□□ Y/□F	Model	Selector Switches	⌚
	NP6-11Y/2F		1
	NP6-22Y2F		2
	NP6-22Y/3F		2

Dimensions (mm)



★ Selector Switches With Key (Non illuminated)

NP6-□□ Y/□J	Model	Selector Switches	⌚
	NP6-11Y/2J		1
	NP6-22Y2J		2
	NP6-22Y/3J		2

Dimensions (mm)

