



Main

| | |
|---|--------------------|
| Commercial Status | Commercialised |
| Range of product | Zelio Relay |
| Series name | Miniature |
| Product or component type | Plug-in relay |
| Device short name | RXM |
| Contacts type and composition | 4 C/O |
| Control circuit voltage | 230 V AC, 50/60 Hz |
| [the] conventional enclosed thermal current | 6 A at -40...55 °C |
| Status LED | Without |
| Control type | Pushbutton |
| Utilisation coefficient | 20 % |

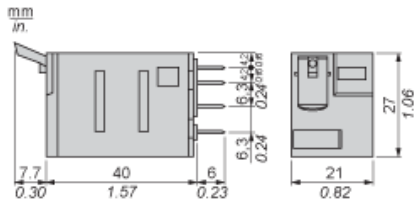
Complementary

| | |
|--|---|
| Shape of pin | Flat |
| [Ui] rated insulation voltage | 300 V conforming to UL 300 V conforming to CSA 250 V conforming to IEC |
| [Uimp] rated impulse withstand voltage | 2.5 kV for 1.2/50 µs |
| Contacts material | AgNi |
| [Ie] rated operational current | 8 A at 30 V DC conforming to UL 6 A at 277 V AC conforming to UL 6 A at 250 V AC (NO) conforming to IEC 6 A at 28 V DC (NO) conforming to IEC 3 A at 250 V AC (NC) conforming to IEC 3 A at 28 V DC (NC) conforming to IEC |
| Maximum switching voltage | 250 V conforming to IEC |
| Resistive rated load | 6 A at 28 V DC 6 A at 250 V AC |
| Maximum switching capacity | 1500 VA/168 W |
| Minimum switching capacity | 170 mW at 10 mA, 17 V |
| Operating rate | <= 18000 cycles/hour no-load <= 1200 cycles/hour under load |
| Mechanical durability | 10000000 cycles |
| Electrical durability | 100000 cycles for resistive load |
| Average coil consumption in VA | 1.2 at 60 Hz |
| Drop-out voltage threshold | >= 0.15 Uc |
| Operate time | 20 ms |
| Release time | 20 ms |
| Average coil resistance | 15000 Ohm at 20 °C +/- 15 % |
| Rated operational voltage limits | 184...253 V AC |
| Protection category | RT I |
| Operating position | Any position |
| Product weight | 0.037 kg |

Environment

| | |
|---------------------------------------|--|
| Dielectric strength | 2000 V AC between poles with basic insulation 2000 V AC between coil and contact with reinforced insulation 1300 V AC between contacts with micro disconnection insulation |
| Product certifications | CE CSA GOST RoHS UL REACH Lloyd's |
| Standards | EN/IEC 61810-1 UL 508 CSA C22.2 No 14 |
| Ambient air temperature for storage | -40...85 °C |
| Ambient air temperature for operation | -40...55 °C |
| Vibration resistance | 5 gn (f = 10...150 Hz), amplitude +/- 1 mm (on 5 cycles not operating) 3 gn (f = 10...150 Hz), amplitude +/- 1 mm (on 5 cycles in operation) |
| IP degree of protection | IP40 conforming to EN/IEC 60529 |
| Shock resistance | 30 gn not operating 10 gn in operation |
| Pollution degree | 2 |

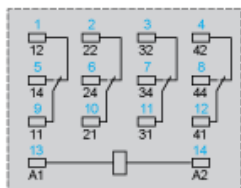

Dimensions



Pin Side View



Wiring Diagram

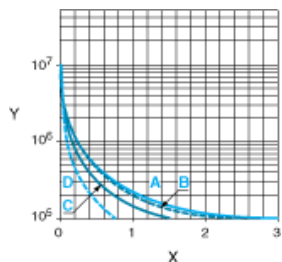


Symbols shown in blue correspond to Nema marking.

Electrical Durability of Contacts

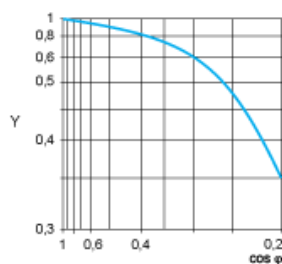
Durability (inductive load) = durability (resistive load) x reduction coefficient.

Resistive AC load



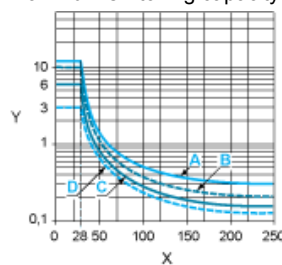
- X Switching capacity (kVA)
- Y Durability (Number of operating cycles)
- A RXM2AB...
- B RXM3AB...
- C RXM4AB...
- D RXM4GB...

Reduction coefficient for inductive AC load (depending on power factor $\cos \phi$)



- Y Reduction coefficient (A)

Maximum switching capacity on resistive DC load



- X Voltage DC
- Y Current DC
- A RXM2AB...
- B RXM3AB...
- C RXM4AB...
- D RXM4GB...

Note : These are typical curves, actual durability depends on load, environment, duty cycle, etc.