



MK2P, 3P

Contact specification

Contact form	2Z, 2H, 2D, 3Z, 3H, 3D
Contact resistance	≤100mΩ (1A 6VDC)
Contact material	AgCdO AgSnO ₂
Contact capacity	10A 250VAC/30VDC

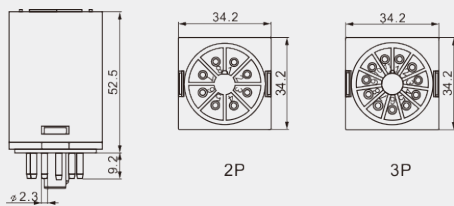
DC Coil data

Nominal voltage	Operate voltage	Release voltage	Coil resistance
VDC	VDC	VDC	Ω ± 10%
6	4.8	0.6	22.5
12	9.6	1.2	90
24	19.2	2.4	360
48	38.4	4.8	1440
100	80.0	10.0	6250
110	88.0	11.0	7560

AC Coil data

Nominal voltage	Operate voltage	Release voltage	Coil resistance
VAC	VAC	VAC	Ω ± 10%
6	4.8	1.8	4.5
12	9.6	3.6	18
24	19.2	7.2	72
48	38.4	14.4	288
110/120	88.0	33.0	1650
220/240	176	66.0	6800

Outline dimension、Mounting holes、Wiring diagram




2P

3P

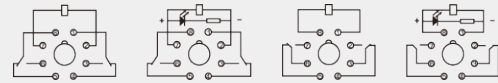
Technical specification

Insulation resistance	≥500MΩ (500VDC)
Dielectric strength	Between coil and contact ≥1500VAC 1min
	Between contacts of different polarity ≥1500VAC 1min
Operate / Release time	Between contacts of same polarity ≥1000VAC 1min
	≤20ms/20ms
Terminal type	Electron tube pin



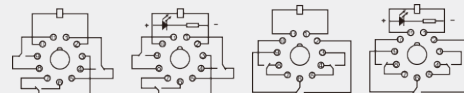
Coil specification

Power consumption	1.6W/2.8VA
-------------------	------------



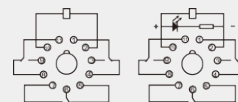
MK2P-1

MK2P2-1



MK3P-1

MK3P2-1



MK3P5-1