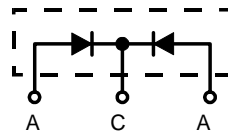
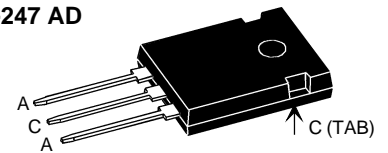


# HiPerFRED™ Epitaxial Diode

## with common cathode and soft recovery

$I_{FAV} = 2 \times 30 \text{ A}$   
 $V_{RRM} = 600 \text{ V}$   
 $t_{rr} = 30/35 \text{ ns}$

$V_{RSM}$ V	$V_{RRM}$ V	Type
600	600	DSEC 60-06A
600	600	DSEC 60-06B


**TO-247 AD**


A = Anode, C = Cathode, TAB = Cathode

Symbol	Conditions	Both Versions	
		Maximum Ratings	
$I_{FRMS}$		70	A
$I_{FAVM}$	rect., d = 0.5; $T_C$ (Vers. A) = 135°C $T_C$ (Vers. B) = 125°C	30	A
$I_{FSM}$	$T_{VJ} = 45^\circ\text{C}$ ; $t_p = 10 \text{ ms}$ (50 Hz), sine	250	A
$E_{AS}$	$T_{VJ} = 25^\circ\text{C}$ ; non-repetitive $I_{AS} = 1.3 \text{ A}$ ; $L = 180 \mu\text{H}$	0.2	mJ
$I_{AR}$	$V_A = 1.5 \cdot V_R$ typ.; $f = 10 \text{ kHz}$ ; repetitive	0.1	A
$T_{VJ}$		-55...+175	°C
$T_{VJM}$		175	°C
$T_{stg}$		-55...+150	°C
$P_{tot}$	$T_C = 25^\circ\text{C}$	165	W
$M_d$	mounting torque	0.8...1.2	Nm
Weight	typical	6	g

### Features

- International standard package
- Planar passivated chips
- Very short recovery time
- Extremely low switching losses
- Low  $I_{RM}$ -values
- Soft recovery behaviour
- Epoxy meets UL 94V-0

### Applications

- Antiparallel diode for high frequency switching devices
- Antisaturation diode
- Snubber diode
- Free wheeling diode in converters and motor control circuits
- Rectifiers in switch mode power supplies (SMPS)
- Inductive heating
- Uninterruptible power supplies (UPS)
- Ultrasonic cleaners and welders

### Advantages

- Avalanche voltage rated for reliable operation
- Soft reverse recovery for low EMI/RFI
- Low  $I_{RM}$  reduces:
  - Power dissipation within the diode
  - Turn-on loss in the commutating switch

Symbol	Conditions	Characteristic max. Values		
		Vers. A	Vers. B	
$I_R$ ①	$T_{VJ} = 25^\circ\text{C}$ $V_R = V_{RRM}$ $T_{VJ} = 150^\circ\text{C}$ $V_R = V_{RRM}$	250 1	250 2	$\mu\text{A}$ mA
$V_F$ ②	$I_F = 30 \text{ A}$ ; $T_{VJ} = 150^\circ\text{C}$ $T_{VJ} = 25^\circ\text{C}$	1.25 1.60	1.56 2.51	V V
$R_{thJC}$		0.9	0.9	K/W
$R_{thCH}$		0.25	0.25	K/W
$t_{rr}$	$I_F = 1 \text{ A}$ ; $-di/dt = 200 \text{ A}/\mu\text{s}$ ; $V_R = 30 \text{ V}$ ; $T_{VJ} = 25^\circ\text{C}$	typ. 35	typ. 30	ns
$I_{RM}$	$V_R = 100 \text{ V}$ ; $I_F = 50 \text{ A}$ ; $-di_F/dt = 100 \text{ A}/\mu\text{s}$ $T_{VJ} = 100^\circ\text{C}$	typ. 6	typ. 4	A

Pulse test: ① Pulse Width = 5 ms, Duty Cycle < 2.0 %  
 ② Pulse Width = 300  $\mu\text{s}$ , Duty Cycle < 2.0 %

Data according to IEC 60747 and per diode unless otherwise specified

IXYS reserves the right to change limits, test conditions and dimensions.

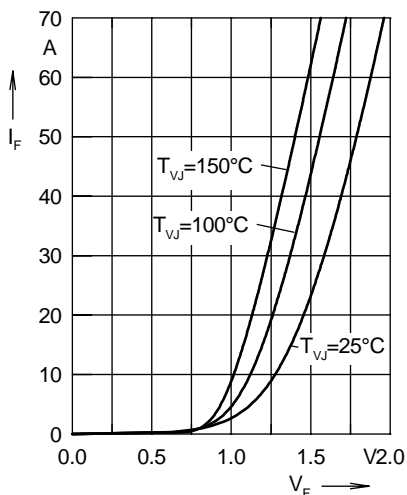


Fig. 1 Forward current  $I_F$  versus  $V_F$

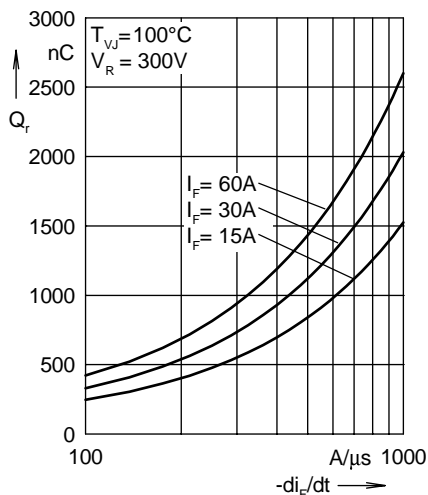


Fig. 2 Reverse recovery charge  $Q_r$  versus  $-di_F/dt$

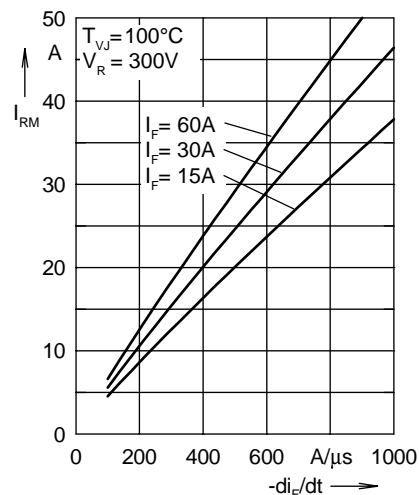


Fig. 3 Peak reverse current  $I_{RM}$  versus  $-di_F/dt$

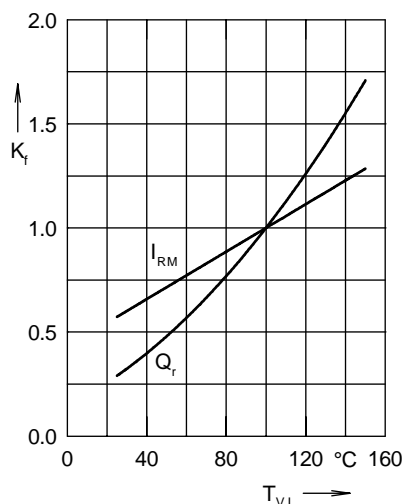


Fig. 4 Dynamic parameters  $Q_r$ ,  $I_{RM}$  versus  $T_{VJ}$

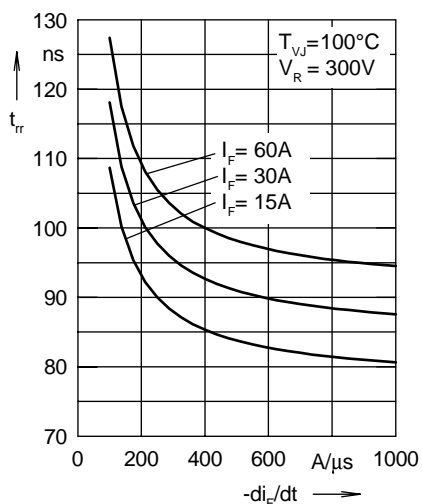


Fig. 5 Recovery time  $t_{rr}$  versus  $-di_F/dt$

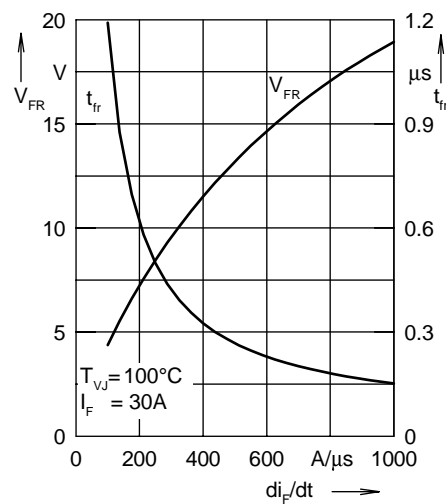


Fig. 6 Peak forward voltage  $V_{FR}$  and  $t_{fr}$  versus  $di_F/dt$

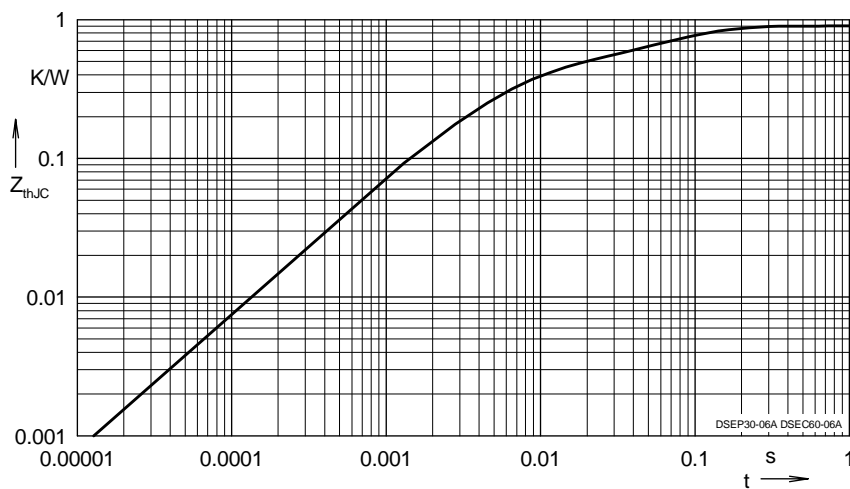


Fig. 7 Transient thermal resistance junction to case

Constants for  $Z_{thJC}$  calculation:

i	$R_{thi}$ (K/W)	$t_i$ (s)
1	0.465	0.0052
2	0.179	0.0003
3	0.256	0.0396

NOTE: Fig. 2 to Fig. 6 shows typical values

© 2000 IXYS All rights reserved

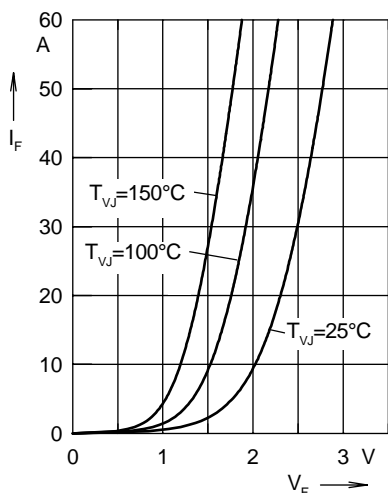


Fig. 1 Forward current  $I_F$  versus  $V_F$

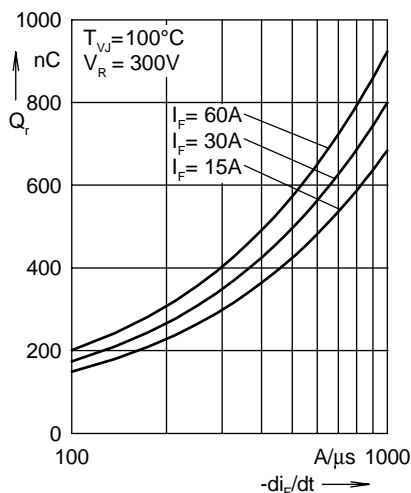


Fig. 2 Reverse recovery charge  $Q_r$  versus  $-di_F/dt$

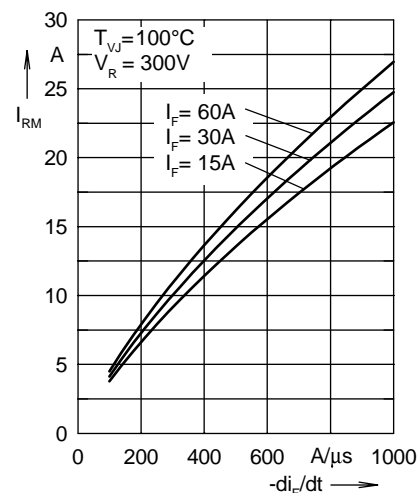


Fig. 3 Peak reverse current  $I_{RM}$  versus  $-di_F/dt$

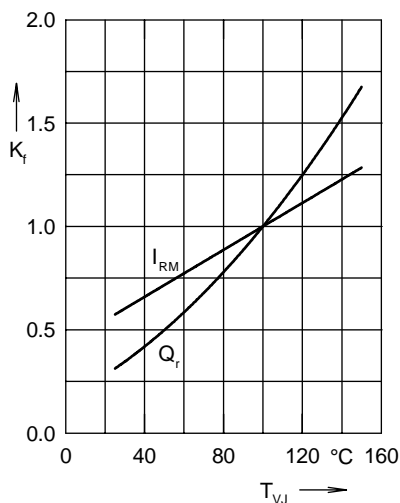


Fig. 4 Dynamic parameters  $Q_r$ ,  $I_{RM}$  versus  $T_{VJ}$

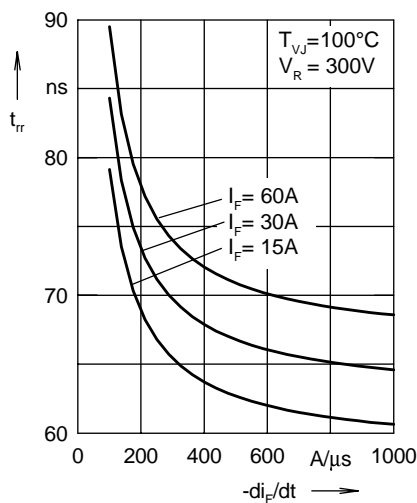


Fig. 5 Recovery time  $t_{rr}$  versus  $-di_F/dt$

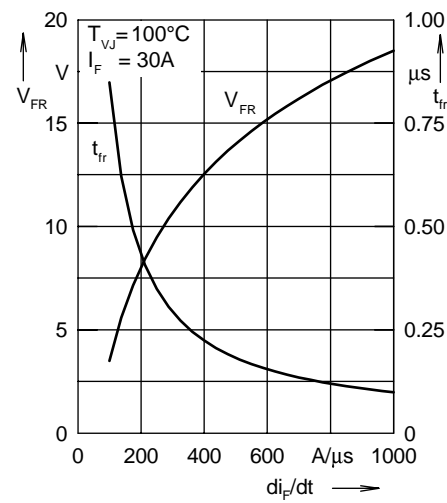


Fig. 6 Peak forward voltage  $V_{FR}$  and  $t_{fr}$  versus  $di_F/dt$

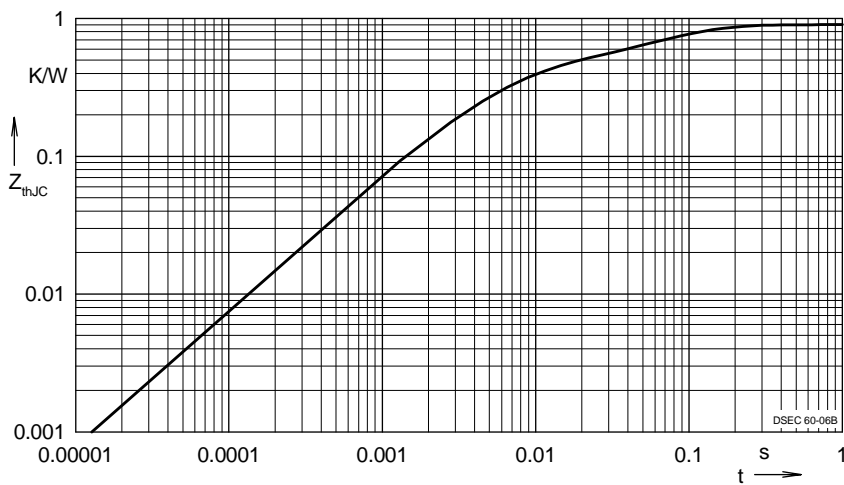


Fig. 7 Transient thermal resistance junction to case

Constants for  $Z_{thJC}$  calculation:

i	$R_{thi}$ (K/W)	$t_i$ (s)
1	0.465	0.0052
2	0.179	0.0003
3	0.256	0.0396

NOTE: Fig. 2 to Fig. 6 shows typical values

# Mouser Electronics

Authorized Distributor

Click to View Pricing, Inventory, Delivery & Lifecycle Information:

[IXYS:](#)

[DSEC60-06A](#) [DSEC60-06B](#)