



60.2 60.3

Contact specification

Contact form	2Z, 2H, 2D, 3Z, 3H, 3D
Contact resistance	≤100mΩ (1A 6VDC)
Contact material	AgCdO AgSnO ₂
Contact capacity	10A 250VAC/30VDC

DC Coil data

Nominal voltage	Operate voltage	Release voltage	Coil resistance
VDC	VDC	VDC	Ω ± 10%
6	4.8	0.6	24
12	9.6	1.2	96
24	19.2	2.4	384
48	38.4	4.8	1500
100	80.0	10.0	6660
110	88.0	11.0	8066

AC Coil data


Nominal voltage	Operate voltage	Release voltage	Coil resistance
VAC	VAC	VAC	Ω ± 10%
6	4.8	1.8	4.6
12	9.6	3.6	20
24	19.2	7.2	80
48	38.4	14.4	320
110/120	88.0	33.0	1850
220/240	176	66.0	7400/8760



60.2(60.12) 60.3(60.13)

Technical specification

Insulation resistance	≥500MΩ (500VDC)
Dielectric strength	Between coil and contact ≥1500VAC 1min
	Between open contacts ≥1000VAC 1min
	Between contacts of different polarity ≥1500VAC 1min
Operate / Release time	≤20ms/20ms
Terminal type	Electron tube pin

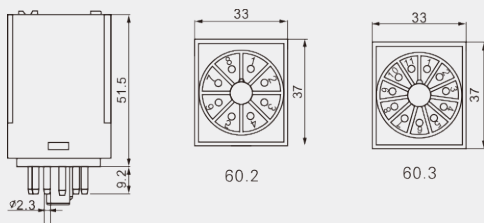


Coil specification

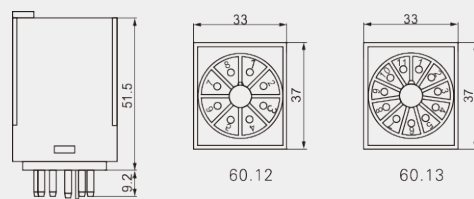
Power consumption	1.5W 2.5VA
-------------------	------------

Outline dimension、Mounting holes (Bottom view)、Wiring diagram (Bottom view)

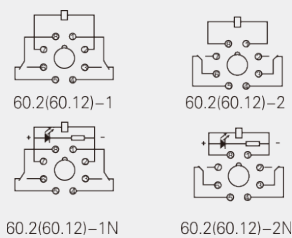
60.2 60.3 outline dimension



60.12 60.13 outline dimension



60.2 60.12 wiring diagram(bottom view)



60.3 60.13 wiring diagram(bottom view)

