




PYF14A



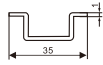
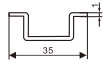
PYF14A



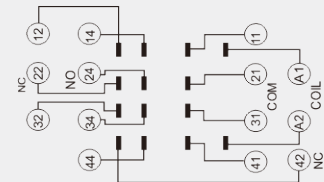
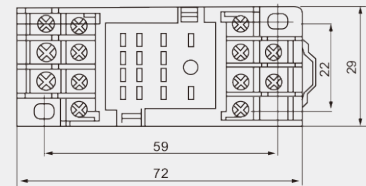
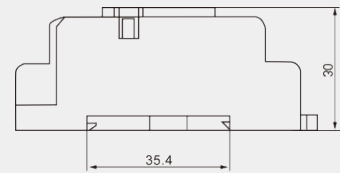
Specification

Rated load	Current / Voltage	A/VAC	7/300
Dielectric strength	Between coil and contact	V/S	2000
	Between contacts	V/S	2000
External connection wire	AWG/mm ²	20-16/0.5-1.5	
Screw torque	Nm	0.7	
Terminal protection degree			


Matched relay

Socket	Relay model	Metal Clip	Module	DIN rail
PYF14A	MY4	K-35S		
	55.04			
	57.04			
	HH54P			
	JQX-13F 4Z 3A			

Outline dimension, Wiring diagram



PYF14A-E



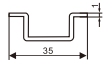
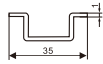
PYF14A-E



Specification

Rated load	Current / Voltage	A/VAC	7/300
Dielectric strength	Between coil and contact	V/S	2000
	Between contacts	V/S	2000
External connection wire	AWG/mm ²	20-16/0.5-1.5	
Screw torque	Nm	0.7	
Terminal protection degree			IP20

Matched relay

Socket	Relay model	Metal Clip	Module	DIN rail
PYF14A-E	MY4	K-35S		
	55.04			
	57.04			
	HH54P			
	JQX-13F 4Z 3A			

Outline dimension, Wiring diagram

