

## Features

- High contact rating (40A)
- High temperature design
- Ideal for use in control-car starter and light
- Quick connect or PC board terminals
- Dust cover or wash tight type



## Ordering information

**ERC1 B A - 1 A N S J - DC12V**  
 1 2 3 4 5 6 7 8 9

1 Relay model	7 Construction: NIL: Dust cover; S: Wash tight type (only for dust cover & metal bracket dust cover)
2 Contact rating: A: 1 Form A; B : 40A 14VDC	8 Terminations: J: #30 & #86 terminal revised
3 Contact arrangement: A: 1 Form A; B : 1 Form B; C: 1 Form C; 2A: 2 x #87; U: 1 Form U	9 Rated voltage
4 Mounting termination: NIL: Moulded bracket dust cover; 1: Plain dust cover; 2: Metal bracket dust cover	Note: RoHS : RoHS compliant relay RoHS-I : AgNi contact RoHS-N: AgSnO <sub>2</sub> contact
5 Version: NIL: Plug in type; A: PCB type	
6 Coil suppression: NIL: Standard type; N: With diode; R: Resistor; T: Transil (DB-03)	

## Coil rating

Rated voltage (V)	Coil resistance Ω±10%	Rated current (mA)	Must operate voltage	Must dropout voltage	Maximum voltage	Power consumption (W) Approx.	Operate time (ms)	Release time (ms)
			% of rated voltage (at 20°C)					
6	22.5	267	65 Max.	10 Min.	130 Max.	1.6	<7	<5
12	90	133						
24	360	67						

CAUTION: 1. The use of any coil voltage less than the rated coil voltage will compromise the operation of the relay.  
 2. Pickup and release voltage are for test purposes only and are not to be used as design criteria.

## Characteristics

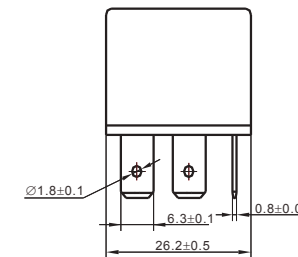
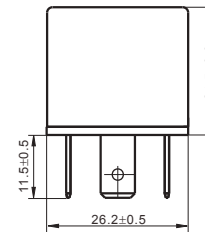
Contact arrangement	SPST (1 Form A or 1 Form B); SPDT (1 Form C); 1 Form U (2 x 1 Form A); 2A (2 x Pin#87)	
Contact material	Silver alloy	
Contact resistance	30mΩ Max.	
Contact rating (resistive)	FRC1 : N.O.: 30A 14VDC; N.C.: 20A 14VDC FRC1B: N.O.: 40A 14VDC; N.C.: 30A 14VDC (Special request: 40A) For 1 Form U (2A): 2 x 20A; 2A (2 x pin#87): 2 x 20A	
Switching power	630W Max.	
Switching voltage	DC 75V Max.	
Insulation resistance	100MΩ Min. (500VDC)	
Dielectric strength	500Vrms between coil and contact	
Shock resistance	20g Approx.	
Vibration resistance	1.5mm Double amplitude 10-40Hz	
Ambient temperature	-40°C to +85°C (Special request: -40°C to +125°C)	
Humidity	85% RH, 40°C	
Operation life	Mechanical	10 <sup>7</sup>
	Electrical	10 <sup>4</sup>
Weight	FRC1: 36g Approx.; FRC1-1: 31g Approx.; FRC1-2: 38g Approx.	

(Specifications are subject to change without notices.)

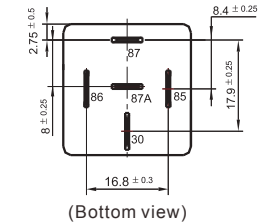
## Dimensions

mm

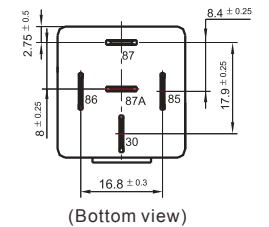
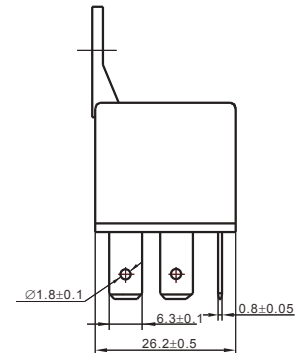
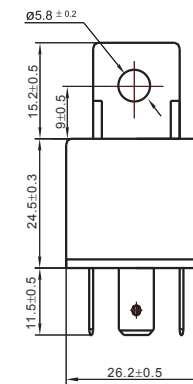
### Dust cover



### Mounting holes (Standard type)



### Moulded bracket dust cover



### Metal bracket dust cover

