

JDH(CH)48S Presetable Programmable Digital timer

General introduction

1. Adopting large-scale IC and quartz crystal oscillation. It features of high-precision. Wide timing range, high output capacity, low power consumption, strong anti-interference ability, scan LED digital display.
2. Digital switch programme: Can be conveniently and accurately set. Also can be switched on or off according to preset digit.
3. Din(48×48) Easy to be installed.

Technical data

1. Power: 85%-110% of the rated voltage.
AC: 220V、110V、127V、36V(50Hz).
DC: 24V(other voltage is available).
2. On-delay control precision:
AC: frequency precision: 0.05s tolerance: $< \pm 0.3\% + 0.02s$
DC: tolerance $< \pm 0.3\% + 0.05s$
3. Contact consumption:
AC 220V 3A
DC 28V 5A (resistive)
4. Power consumption: $< 3W$
5. Ambient temperature: $-10 \sim 50^{\circ}C$
6. Mounting mode: A. Installation B. Panel
7. Life expectancy: $\geq 10^5$ ops
8. Drilling dimension: $45.5 \times 45.5mm$
9. Weight: 0.35kg

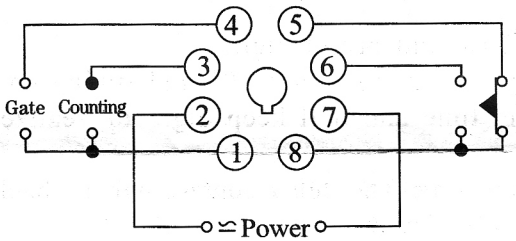
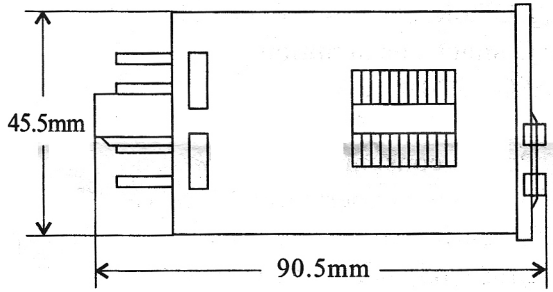
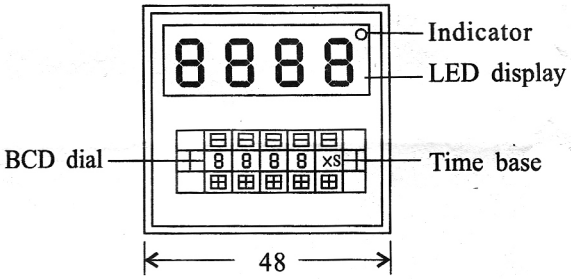
Steps for use

1. Pls preset digital dial switch to desired time base and preset digit.
2. Switch on power source and digit display begins counting from "0" and timing contact have a change-over while reaching preset time and it'll keep digit to realize timing control.
3. Reset function: Switch on pausing terminal at any time. The delay contact will be back to the initial position and calculate from "0" after break.
4. Shielded wire is suggested to use with a purpose of resetting and pausing terminal.
5. Pausing function: Switch on pausing terminal at any time then timing will pause. Timing starts calculating after a break of pausing time.
6. Remark: Voltage is not allowed to input to resetting and pausing terminal from outside.
7. Restart or reset is available if desired to change preset digit while timing otherwise it'll run at initial position.
8. Auxiliary part: 8-Pin socket, anti-dust cover, fixing dip.

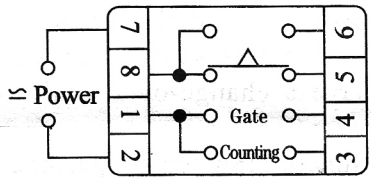
Timing range

TYPE		JDH48S CH48S
Time range	S	0.02s—99.99s
	M	1s—99m99s
	H	1m—99h99m

External dimension & wiring diagram



Panel wiring diagram



Fixing wiring diagram